



# CONTROL HANDLES

Better by Design. Unified Industries Control Handles provide precise load positioning and control in ergonomic, easy-to-use designs. Ideal for lift assists, air tractors, air balancers, and air hoists, these control handles are available in electric, pneumatic, and electric/pneumatic configurations. We also offer multiple standard and trigger models, depending on your application needs.

## BENEFITS & FEATURES

- Grips are profiled to an ideal ergonomic shape, providing optimal grip force and comfort
- Available in left- and right-hand versions with button placement designed to match your thumb's natural range of motion
- Tapered buttons deliver low-level push force
- Standard guards prevent operator from unintentionally depressing the lever buttons
- Hole pattern allows for 360-degree fixed mounting positions
- Optional ergonomic trigger with block
- All button block parts are 1/4" NPT
- All trigger block ports are 1/8" NPT



PART #79631: PNEUMATIC 3-BUTTON RH



PART #79714: ELECTRIC 3-BUTTON LH W/ TRIGGER

PNEUMATIC HANDLES	ELECTRIC HANDLES
<p><b>Precise Load Positioning</b> Pendants have 20% more airflow than previous models for faster and improved performance</p>	<p><b>4-Pin Micro Single Pole Limit Switch</b> Has 1-N/O (Normally/Open) and 1-N/C (Normally/Closed) contacts</p>
<p><b>Reconfigurable in the Field</b> Manifold block allows for quick and easy reconfiguration from 2-way to 3-way valve and vice versa</p>	
<p><b>Up/Down Options</b></p> <ul style="list-style-type: none"> <li>• 2 Pilot Signals (3-way valve) Used for double-acting cylinders or air hoists that use an additional valve for up/down motion</li> <li>• Up/Down (2-way valve) Used for single-acting air balancer or lifting cylinder</li> </ul>	




# UNIFIED

## PNEUMATIC CONTROL HANDLES

### STANDARD MODELS


PART #	DESCRIPTION
79627	Single-Button Handle
79628	2-Button Up/Down for Air Balancer or Lifting Cylinder
79692	2-Button for Up/Down (2 Pilot Signals)
79680	2-Button Handle (2 Pilot Signals)
79631	3-Button RH Up/Down for Air Balancer or Lifting Cylinder & 1 Pilot Signal
79681	3-Button RH for Up/Down (3 Pilot Signals)
79632	3-Button LH (3 Pilot Signals)
79635	4-Button RH for Up/Down for Air Balancer or Lifting Cylinder & 2 Pilot Signals
79689	4-Button RH for Up/Down (4 Pilot Signals)
79629	4-Button LH (4 Pilot Signals)



PART #79628: 2-BUTTON UP/DOWN

### TRIGGER MODELS

PART #	DESCRIPTION
79686	2-Button Up/Down for Air Balancer or Lifting Cylinder w/Trigger
79693	2-Button for Up/Down (2 Pilot Signals) w/Trigger
79685	2-Button (2 Pilot Signals) w/Trigger
79684	3-Button RH Up/Down for Air Balancer or Lifting Cylinder & 1 Pilot Signal w/Trigger
79683	3-Button RH for Up/Down (3 Pilot Signals) w/Trigger
79633	3-Button LH (3 Pilot Signals) w/Trigger
79694	4-Button RH Up/Down for Air Balancer or Lifting Cylinder & 2 Pilot Signals w/Trigger
79691	4-Button RH for Up/Down (4 Pilot Signals) w/Trigger
79630	4-Button LH (4 Pilot Signals) w/Trigger



PART #79630: 4-BUTTON LH W/TRIGGER

### PARTS

PART #	DESCRIPTION
79658	Trigger Assembly w/Block
79657	Handle & Mount Only
79638	Muffler & Plug Kit (includes 2 of each)
79634	7/8" Handle Mount
79460	1" Handle Mount
99110	Ergonomic Handle Grip



PART #79460: 1" HANDLE MOUNT



# UNIFIED

## ELECTRIC & ELECTRIC/PNEUMATIC CONTROL HANDLES

### STANDARD MODELS

PART #	DESCRIPTION
79700	Electric Single-Button Handle
79701	Electric 2-Button Handle
79702	Electric 2-Button for Up/Down
79703	Electric 3-Button LH Handle
79704	Electric 3-Button RH for Up/Down
79705	Electric 4-Button LH Handle
79706	Electric 4-Button RH for Up/Down
79710	Electric/Pneumatic 4-Button RH for Up/Down
79711	Electric/Pneumatic 3-Button RH for Up/Down
79722	Electric 2-Button (2-Step) for Up/Down
79723	Electric 3-Button (2-Step) RH for Up/Down/Common
79724	Electric/Pneumatic 3-Button (2-Step) RH for Up/Down/Common



PART #79700: ELECTRIC SINGLE BUTTON

### TRIGGER MODELS

PART #	DESCRIPTION
79712	Electric 2-Button w/Trigger
79713	Electric 2-Button for Up/Down w/Trigger
79714	Electric 3-Button LH w/Trigger
79715	Electric 3-Button RH for Up/Down w/Trigger
79716	Electric 4-Button LH w/Trigger
79717	Electric 4-Button RH for Up/Down w/Trigger
79718	Electric/Pneumatic 4-Button RH for Up/Down w/Trigger
79719	Electric/Pneumatic 3-Button RH for Up/Down W/Trigger



PART #79718: ELECTRIC/PNEUMATIC 4-BUTTON RH W/TRIGGER

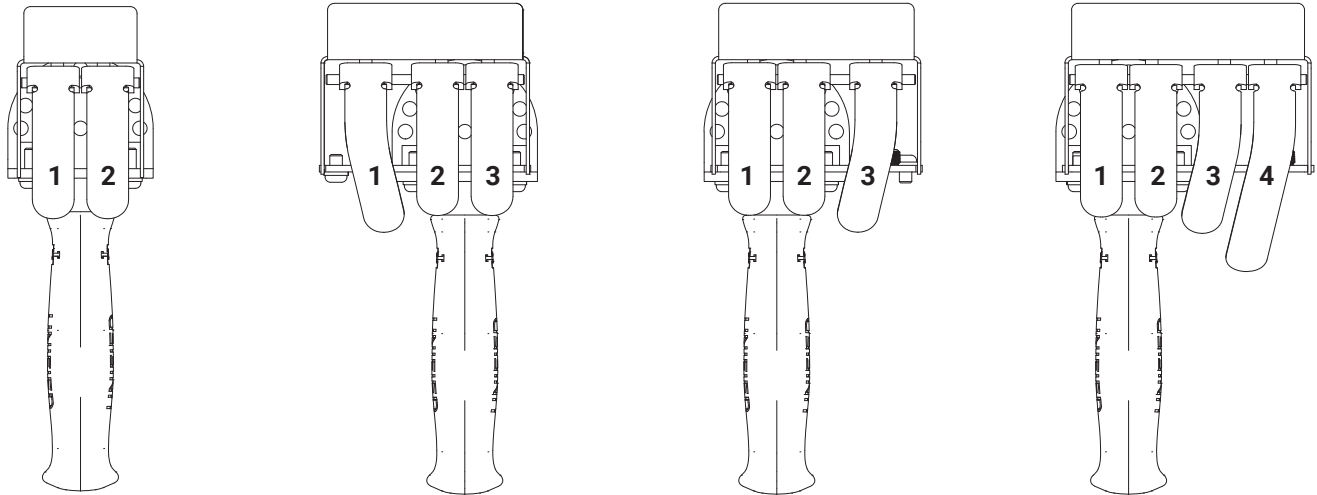
### PARTS

PART #	DESCRIPTION
79687	Trigger Assembly w/Electric Block
79657	Handle & Mount Only
79634	7/8" Handle Mount
79460	1" Handle Mount
99110	Ergonomic Handle Grip



PART #79723: ELECTRIC 3-BUTTON 2-STEP UP/DOWN/Common RH

## ORDERING INSTRUCTIONS FOR LEVER MARKINGS



Letter	Tag	Letter	Tag	Letter	Tag	Letter	Tag
A	Up	F	Low	K	No Part	Q	Clamp
B	Down	G	High	L	Tilt Up	R	Unclamp
C	Retract	H	Forward	M	Tilt Down	S	Rotate
D	Extend	I	Reverse	N	Vac On	T	Brake
E	Tilt	J	Part	P	Vac Off	U	Common

When ordering a pendant, you must indicate lever function tags for handles.

**Example: 79629-1Q-2R-3L-4M**

(Pneumatic 4-Button LH Pendant , Lever 1 - Clamp, Lever 2 - Unclamp, Lever 3 - Tilt Up, & Lever 4 - Tilt Down)